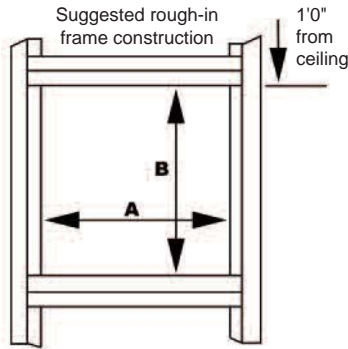


Fiberglass Flushmount Style Exhaust Fans

FFM SERIES INSTALLATION AND MAINTENANCE INSTRUCTIONS



Rough-In Opening Dimensions

Model	Width (A)	Height (B)
FFM36 Series	43-3/4"	43-3/4"
FFM48 Series	55-3/4"	56-1/4"
FFM52 Series	59-1/4"	59-1/4"

INSTALLATION PROCEDURE

1. After the correctly sized opening is made in the wall, the fan unit should be placed into the opening and secured with appropriate fasteners for the application.
2. Once the unit has been securely fastened to the wall, the fan is ready to be wired. Consult your local electrician.
3. Flashing should be attached across the top of the fan on the outside of the building. Caulking can be used on the sides of the fan housing to assure a tight seal.
4. Install the shutter:

FFM36 series - There are four (4) shutter latches supplied with each fan which are used to hold the shutter in place. These latches should be positioned with two (2) on the top and (2) on the bottom. Place the latches on the mounting flange of the fiberglass fan housing so the washers just clear the shutter, then drill a 5/32" pilot hole through the large hole of the latch and install the lag screw through the latch, washer and mounting flange, into the framing behind.

FFM48 and FFM52 series - There are six (6) shutter latches, position two on the top, two on the bottom and one on each side.

Note - Be sure to use two (2) washers for each shutter latch (see Figure 1).


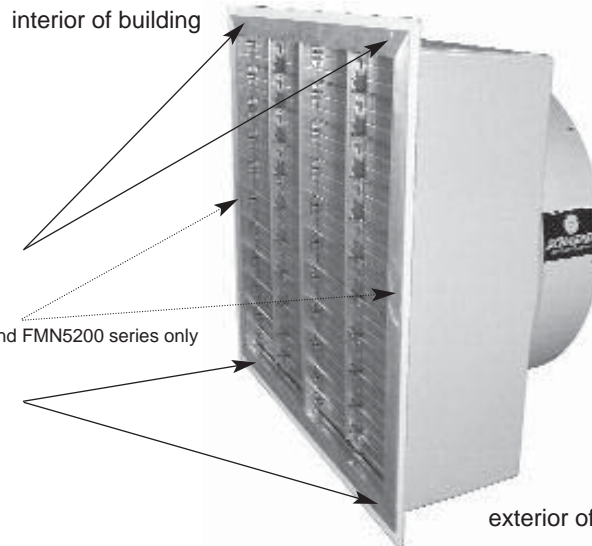


Figure 1

Assemble shutter latch parts as shown.



MAINTENANCE INSTRUCTIONS

These fan units are built with heavy duty components; designed to give many years of performance. However, they do require a small amount of periodic maintenance to assure maximum life of the equipment and efficient operation.

The fan motors have sealed ball bearings which require no oiling. The pillow block bearings require periodic greasing.

Periodically clean any dust and grime that has accumulated on the motor, fan blade and shutter.

PRESSURE WASHING THE UNIT WILL VOID THE WARRANTY.



800-779-3267

sales@schaefervent.com • www.schaefervent.com

©2013 Schaefer Ventilation Equipment / I-FFM 08-15-13